



Facing attachment


This attachment is in addition of our portable boring machine range. It is dedicated to face thrust faces. The attachment is directly mounted onto our standard boring bar without any modification.

- Facing attachment
- Boring bar



Technical Datas :

Radial stroke : 50 mm
Ø range : from Ø50 to 200 mm
Feed motion : Mechanical in accordance with rotation.
Adjustable speed ; 2 ways travel.
2 adjustable thrusts , with automatic release
Overall attachment weight : 6kg
Tool bit type : with carbide insert



This attachment needs no other motor than the one of the portable boring bar.

It is available for all model of Boring Bar.

This attachment is proposed in addition of the boring machine.

It is delivered ready to use with screws, tool bit, carbide inserts...